



As recommended by [gov.uk](https://www.gov.uk)

# Home Learning Pack Year 6

Week 2

27/04/2020

Classroom  
secrets★

KIDS



Take a picture while you work through this booklet and tweet us [@ClassroomSecLtd](https://twitter.com/ClassroomSecLtd) using the hashtags [#CSKids](https://twitter.com/CSKids) and [#HomeLearningHero](https://twitter.com/HomeLearningHero) to be in with a chance of winning a month's subscription to [classroomsecrets.co.uk](https://www.classroomsecrets.co.uk).

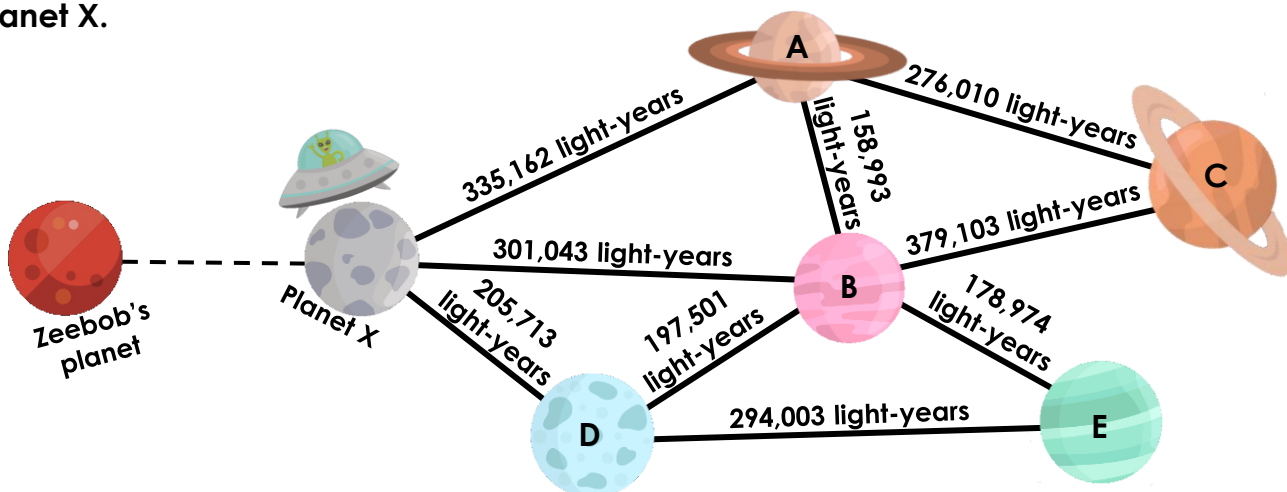
# Monday – Add and Subtract Integers

1. Zeebob the alien wants to visit three different planets. The journeys he can make, and the distance between the planets in light-years, are shown on his map below.

Zeebob travels from his home planet and arrives on Planet X.

He then visits two more planets. Altogether, he has travelled a total of 957,487 light-years.

Investigate how many light-years there might be between Zeebob's home planet and Planet X.



Planets visited	Distance Travelled	Distance to Planet X																																																												
	<table border="1" style="width: 100%; height: 100%; border-collapse: collapse;"> <tr><td style="width: 10%; text-align: center;">+</td><td style="width: 10%;"></td><td style="width: 10%;"></td><td style="width: 10%;"></td><td style="width: 10%;"></td><td style="width: 10%;"></td><td style="width: 10%;"></td><td style="width: 10%;"></td><td style="width: 10%;"></td><td style="width: 10%;"></td></tr> <tr><td colspan="10" style="border-top: 1px solid black;"></td></tr> <tr><td colspan="10" style="border-top: 1px solid black;"></td></tr> </table>	+																														<table border="1" style="width: 100%; height: 100%; border-collapse: collapse;"> <tr><td style="width: 10%;"></td><td style="width: 10%;"></td><td style="width: 10%;"></td><td style="width: 10%;"></td><td style="width: 10%;"></td><td style="width: 10%;"></td><td style="width: 10%;"></td><td style="width: 10%;"></td><td style="width: 10%;"></td><td style="width: 10%;"></td></tr> <tr><td colspan="10" style="border-top: 1px solid black; text-align: center;">-</td></tr> <tr><td colspan="10" style="border-top: 1px solid black;"></td></tr> </table>											-																			
+																																																														
-																																																														
	<table border="1" style="width: 100%; height: 100%; border-collapse: collapse;"> <tr><td style="width: 10%; text-align: center;">+</td><td style="width: 10%;"></td><td style="width: 10%;"></td><td style="width: 10%;"></td><td style="width: 10%;"></td><td style="width: 10%;"></td><td style="width: 10%;"></td><td style="width: 10%;"></td><td style="width: 10%;"></td><td style="width: 10%;"></td></tr> <tr><td colspan="10" style="border-top: 1px solid black;"></td></tr> <tr><td colspan="10" style="border-top: 1px solid black;"></td></tr> </table>	+																														<table border="1" style="width: 100%; height: 100%; border-collapse: collapse;"> <tr><td style="width: 10%;"></td><td style="width: 10%;"></td><td style="width: 10%;"></td><td style="width: 10%;"></td><td style="width: 10%;"></td><td style="width: 10%;"></td><td style="width: 10%;"></td><td style="width: 10%;"></td><td style="width: 10%;"></td><td style="width: 10%;"></td></tr> <tr><td colspan="10" style="border-top: 1px solid black; text-align: center;">-</td></tr> <tr><td colspan="10" style="border-top: 1px solid black;"></td></tr> </table>											-																			
+																																																														
-																																																														
	<table border="1" style="width: 100%; height: 100%; border-collapse: collapse;"> <tr><td style="width: 10%; text-align: center;">+</td><td style="width: 10%;"></td><td style="width: 10%;"></td><td style="width: 10%;"></td><td style="width: 10%;"></td><td style="width: 10%;"></td><td style="width: 10%;"></td><td style="width: 10%;"></td><td style="width: 10%;"></td><td style="width: 10%;"></td></tr> <tr><td colspan="10" style="border-top: 1px solid black;"></td></tr> <tr><td colspan="10" style="border-top: 1px solid black;"></td></tr> </table>	+																														<table border="1" style="width: 100%; height: 100%; border-collapse: collapse;"> <tr><td style="width: 10%;"></td><td style="width: 10%;"></td><td style="width: 10%;"></td><td style="width: 10%;"></td><td style="width: 10%;"></td><td style="width: 10%;"></td><td style="width: 10%;"></td><td style="width: 10%;"></td><td style="width: 10%;"></td><td style="width: 10%;"></td></tr> <tr><td colspan="10" style="border-top: 1px solid black; text-align: center;">-</td></tr> <tr><td colspan="10" style="border-top: 1px solid black;"></td></tr> </table>											-																			
+																																																														
-																																																														

## Monday – Paragraphs in Fiction

Maya gasped and wheezed as she struggled to twist her body through the narrow opening of the vent. For one stomach churning moment, she thought she was going to be wedged there forever. She had carefully planned every part of this escape but that did not mean it was all going to go smoothly.

Just outside the force shield, hidden safely from the heat scanners, Kona floated on her hoverbike. She glanced at the timer in her helmet. The display informed her that Maya had just over one minute left.

“She’s trapped... she’s been recaptured... she got her timings wrong for the laser gates...” As the timer ticked steadily on, thoughts buzzed through Kona’s brain like lights flickering in a dark hallway. So many things could have gone wrong. 5... 4... 3...

Suddenly, from within the confines of the force shield, the main gate exploded. Lit by the ferocious fireball, a triumphant Maya appeared like a phoenix emerging from the flames. She was looking particularly pleased with herself this time.

1. True or false? Paragraph one focuses on a character.

2. Has paragraph four started because of a change of time, location or character?

3. Find and copy the phrase in paragraph two which shows you the focus has changed to a new location.

4. The author adds the sentence below to the end of the story:

Her mission was complete and she was thrilled to be heading to the rendezvous point with Kona.

Where should the sentence go? Circle the correct option.

A. start a new paragraph

B. join the final paragraph

## Monday – Paragraphs in Fiction

The surface of the water was a rolling expanse of froth, concealing the world that lay underneath. Miniscule fish, dressed more exquisitely than royalty, dived and darted between towers of bright coral. Sunlight cut through the water like a knife and glinted off fish scales and the occasional metallic object that lay half-buried on the sea bed.

Frankie was at home here. Beneath the surface, deep in the heart of the reef, his busy mind could rest. It was easy to forget about the bills that needed paying and the failed friendships that he had left behind when he was surrounded by such overwhelming beauty. Down here, he could simply forget about the world above.

Frankie had completed almost two hundred dives, guiding customers to choice spots around the island and allowing them to take in the sights. Despite all of those dives, he had yet to glimpse a manta ray. As a child, he had read obsessively about these immense, oddly shaped giants of the oceans, yet he had never been fortunate enough to see one swimming in its natural habitat.

5. Add a sentence opener to the first sentence of paragraph three so that it marks a change in time.

6. The author adds the following sentence to the end of paragraph one: Sand was disturbed by crabs, in search of their lunch, scuttling sideways across the sea floor.

They do not start a new paragraph. Is their choice correct? Why?

7. Add one sentence to the end of the final paragraph, making sure the focus stays the same.

Write the first sentence of the next paragraph to show a change in location.

# Monday – Paragraphs

Biography of \_\_\_\_\_

This is a research and writing task. Choose someone you would like to write about, they could be famous, or someone in your family. Find out as much about them as possible and write their biography – the story of their life. Organise your work into paragraphs.

Key points / information I will include:

Extension ideas:

- Write an interview between yourself and your chosen person.
- Create a fact file about your chosen person.
- Write your own autobiography – all about your life so far.
- Write a poem about your chosen person.

## Tuesday – Multiply 4-Digits by 2-Digits

1. Mrs. Peters gives three of her children a calculation each.



Andrew

$$21 \times 4,143$$



Belinda

$$2,123 \times 24$$



Charles

$$12 \times 7,133$$

Which pupil has the smallest answer?

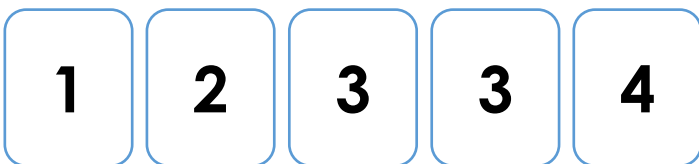
2. A bakery sells boxes of cupcakes. There are 16 cupcakes in a box. Last year, the bakery sold 1,521 boxes. How many cupcakes did they sell?



The bakery also sells muffins with sprinkles on the top. In one month, they used 2,138 sprinkles. How many sprinkles will they use in the whole year?



3. Melanie is using the digit cards below to complete a multiplication. She wants to find calculations which have answers between 25,000 and 35,000.



$$\begin{array}{r} \square, 2 \square 1 \\ \times \quad 1 \square \\ \hline \end{array}$$

Use the digit cards to find three calculations she could complete.

## Tuesday – Parenthesis

1. True or false? The sentences below use punctuation for parenthesis correctly.

	True	False
A. The muscular athlete (Ben Hardy) won the race for the second year running, despite suffering from a knee injury.	<input type="checkbox"/>	<input type="checkbox"/>
B. The Olympic swimmers who train every day (finally won a gold medal this year) as well as two silver ones.	<input type="checkbox"/>	<input type="checkbox"/>
C. My pet rabbit – whom I have had for three years – has a strange blemish on her left ear.	<input type="checkbox"/>	<input type="checkbox"/>

2. Put an 'X' next to the sentence which has used dashes for parenthesis correctly.

A. I raced confidently – along the running track – which was an 800m track to try and win the final heat.	<input type="checkbox"/>
B. I raced confidently along the running track – which was an 800m track – to try and win the final heat.	<input type="checkbox"/>
C. I raced confidently along the running track which was an 800m track – to try and win – the final heat.	<input type="checkbox"/>

3. Steph is writing a sentence using brackets for parenthesis.

The newly refurbished classrooms decorated during the Christmas holidays (were a lovely surprise for the teachers and pupils) when they arrived in school for the beginning of the new term.

Explain her mistake.

Rewrite the sentence correctly.

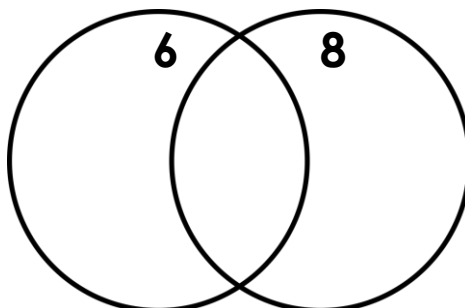
# Wednesday – Common Multiples

1. Use the multiplication facts to sort the multiples into the Venn diagram.

56	12	48
42	24	96
18	72	32

Key Facts

$6 \times 1 = 6$   
 $6 \times 2 = 12$   
 $6 \times 5 = 30$   
 $6 \times 10 = 60$   
 $6 \times 12 = 72$



Key Facts

$8 \times 1 = 8$   
 $8 \times 2 = 16$   
 $8 \times 5 = 40$   
 $8 \times 10 = 80$   
 $8 \times 12 = 96$

2. Use the multiplication facts to continue the sequences of common multiples.

Key Facts

$9 \times 1 = 9$   
 $9 \times 2 = 18$   
 $9 \times 5 = 45$   
 $9 \times 10 = 90$   
 $9 \times 12 = 108$

9 and 12:

36

--	--	--

Key Facts

$4 \times 1 = 4$   
 $4 \times 2 = 8$   
 $4 \times 5 = 20$   
 $4 \times 10 = 40$   
 $4 \times 12 = 48$

Key Facts

$12 \times 1 = 12$   
 $12 \times 2 = 24$   
 $12 \times 5 = 60$   
 $12 \times 10 = 120$   
 $12 \times 12 = 144$

4 and 7:

28

--	--	--

Key Facts

$7 \times 1 = 7$   
 $7 \times 2 = 14$   
 $7 \times 5 = 35$   
 $7 \times 10 = 70$   
 $7 \times 12 = 84$

3. Which pair of numbers below cannot be matched to a common multiple?

Key Facts

$5 \times 1 = 5$   
 $5 \times 2 = 10$   
 $5 \times 5 = 25$   
 $5 \times 10 = 50$   
 $5 \times 12 = 60$

4 and 11

5 and 6

7 and 9

126

132

Key Facts

$11 \times 1 = 11$   
 $11 \times 2 = 22$   
 $11 \times 5 = 55$   
 $11 \times 10 = 110$   
 $11 \times 12 = 132$

Explain your answer.



## Wednesday – Using Bullet Points for a List

1. The sentences below are not punctuated correctly. Match the sentences with the correct number of bullet points needed for each one when converting it to a list.

A. The school has ordered new equipment a set of erasers ten boxes of glue sticks one hundred packets of pencils and two cardboard boxes for each class

3

B. You need a range of ingredients to make a lemon cake some self-raising flour three lemons three eggs butter and some caster sugar

5

C. You will need to bring a range of items for the residential trip a waterproof jacket a pair of waterproof boots and a sleeping bag

4

2. The sentences below are not punctuated correctly. Underline the clause in each sentence that would be written before a colon when converted into a bullet pointed list.

A. Before she went back to school in September, Lucy bought some new items a book bag, a P.E kit and a pencil case

B. Sally received a selection of thoughtful gifts for her birthday a laptop, six make-up brushes and some new dresses

C. Dogs enjoy a range of activities long walks on the beach, chewing tasty treats, rolling on freshly cut grass and sniffing for food

3. Mr Brown has created a list.

	The children ate a variety of things on the trip:
	• a cheese and onion pasty
	• a toy robot from the gift shop
	• a souvenir
	• a beef steak
	• a vegan sausage roll

Explain the mistake he has made.

# Thursday – Order of Operations

1. Match the calculation to the correct answer.

A.  $10 \times (16 - 4)$

35

B.  $12 \times 9 - 18$

120

C.  $45 \div 9 \times 7$

90

2. Find the missing number.

$$12 + 36 \div \square = 18$$

3. Write the letter of the calculation that gives the following answer.

130

A.  $12 \times 7 + 9 \times 2$

Letter

B.  $9 \times 11 + 10$

C.  $(8 + 4) \times 11 - 2$

D.  $12 \times (12 - 4) + 2$

4. Add brackets to each calculation to make them correct.

A.  $12 + 14 \div 2 = 13$

B.  $11 \times 12 - 5 = 77$

C.  $9 \div 3 \times 22 - 12 = 30$

5. Use the following numbers to create a calculation with the answers below.

12

4

3

Answer	Calculations
84	
144	

6. Lucy is completing this calculation:

$$8 \times 5 + 20 \div 10$$

The answer is 42.  
I did  $8 \times 5 = 40$ ,  
then  $20 \div 10 = 2$ ,  
then  $40 + 2 = 42$ .



Is she correct? Explain how you know.

7. Work out which child has which calculation from their given answers.

A.  $4 + 8 \times (3 + 7)$

B.  $4 + 8 \times 3 + 7$

My answer is 35.



Alice



Isabel

My answer is 84.

## Thursday – Using Colons and Semi-colons in a List

1. Identify the colon or semi-colons, labelled below, which have been used incorrectly.

Before I go on the school trip, I still need to pack the following items a:  
coat, preferably waterproof; shoes, two pairs; socks, the thick ones and;  
toothpaste, the stripy one.

A

B

C

D

2. Rewrite the sentences below and insert the missing colons or semi-colons to make them correct.

A. This year, I'm hoping to visit the following places St Ives, Cornwall; Weymouth, Dorset Blackpool, Lancashire; and Wells-next-to-the-Sea, Norfolk.

B. The winners of the competition are as follows: Nigella Doon, age 12 Pedro Kinsella, age 9; Lottie Munroe, age 11 and Freddie Goodman, age 10.

3. Tabitha thinks that the writing below will need to include 1 colon, 3 semi-colons and 4 commas.

The team will consist of the following members Polly Smith head coach Mal Williams assistant coach Hattie Neil captain and Simone Glover vice-captain.

Is she correct? Prove it.

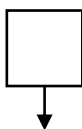
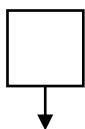
# Friday – Using Hyphens to Avoid Ambiguity

1. Select the sentence below that has correctly used a hyphen to avoid ambiguity.

A. Will was very excited by the fast moving-cars.

B. Matilda re-dressed after getting soaked in the downpour.

2. Put an 'X' in the box to show where the hyphen should be added to the sentence below.



I returned to the pool to take the in depth swimming course.

3. True or false? The hyphen has been used correctly in the sentence below.

Mr Davies has re-marked the tests, due to rumours of cheating.

4. Choose the correct words from the word bank to complete the sentences below.

recoiled

re-coiled

Nigel \_\_\_\_\_ the ropes when he had finished on the boat.

Beth \_\_\_\_\_ in terror at the sight of the monster.

5. Rewrite the sentence below. Remember to put a hyphen in the correct place.

The fast paced game was over in a matter of minutes.

6. Patrick has written a sentence below. Has he used a hyphen correctly? Explain how you know.

	My mum re-served a table
	at my favourite restaurant
	for my birthday treat.

7. Replace the comma with a hyphen in the sentence below.

My favourite luggage is my deep, green duffle bag.

Explain how it changes the meaning of the sentence.

Saturday November 4<sup>th</sup>, 1922

We started work early this morning: avoiding the hottest hours of the day when **toiling** hard under the African heat is essential. Around mid-morning we uncovered the first traces of the entrance to a tomb. Having searched most of the Valley of the Kings, it was surprising to make this find beneath the huts. It did not take us too long to reveal that what we were looking at was the start of a steep **excavation**. Like an impatient child, I set to work removing the rubble and earth that covered the way to what I believe would lead to the tomb.

Sunday November 5<sup>th</sup>, 1922

It was our **sheer** determination and belief that this was the site that kept us going today, and after hours of labour we managed to excavate the higher level of a staircase. I had originally **conjectured** that it was an opening to a **labyrinth** leading to a tomb, and it certainly proved to be so.

As the day drew closer to an end, we had cleared all the way down to a large, sealed doorway. Unlike most other tombs that had been unearthed, this one was – from an initial inspection – fully intact. With closer **scrutiny**, I noticed that the only **decipherable** impressions of the seals were those symbolising a king, but as to whom it belonged to, I had not yet been able to establish.

Without further hesitation, but with **vigilant delicacy**, I made a hole in the uppermost part of the sealed door so as to see what was hidden on the other side. With the **aid** of a torch I was able to shine a revealing light inside. You would think that seeing a passage-way filled to the top with rubble would fill my heart with **weariness**, knowing how much effort would have to go in to removing it, but in fact it lifted my spirits as it confirmed for me the **notion** that this was an undisturbed tomb, and potentially the tomb I have been searching for, for years; the tomb of Tutankhamun.

Before I could go ahead any further, I had to make sure that details of this find had reached Lord Carnarvon. So, as if wrapping up a gift for one's birthday, I refilled the excavation and returned home and cabled to Lord Carnarvon, in England, the following message:-

“Amazing discovery in Valley a tomb with seals intact covered up for your arrival”

Friday November 24<sup>th</sup>, 1922

After an **agonising** wait, like a child waiting for Christmas, I was finally able to continue with the excavation. With the sealed door now revealed in its **entirety**, I was able to **discern** various seal impressions bearing the **cartouche** of Tutankhamun.

Sadly though, the discovery of two **distinct** re-openings and **successive** re-closings, along with the masses of broken **potsherds** and boxes bearing the names of Akhenaten, Smenkh-Ka-Ra and Tutankhamun, and a scarab of Tehutimes III, as well as a fragment bearing the cartouche of Amenhetep III, led us to believe that we were about to open a royal **cache**, but not one necessarily belonging to the Pharaoh we sought.

Saturday November 25<sup>th</sup>, 1922

The first doorway was opened today. After a back-breaking, stamina-testing excavation we managed to clear the passage-way and reveal a further passage that travelled below the level that we were currently on.

During the clearance though, we found a **myriad** of **artefacts** that pointed towards the possibility that this was a disturbed burial. This was not a comforting find, as in my mind I was under no **illusions**, this was looking desperately more and more like **plundering**.

Sunday November 26<sup>th</sup>, 1922

When, after much clearance, we came upon a second sealed doorway, I recognised that its location and features mirrored almost exactly the doorway to the tomb where the cache of Akhenaten was discovered. So without further delay, we cleared the passage of any **remnants** of our disturbance so that the sealed door could be seen clearly. My mind could not process what was happening. Could there be another passage on the other side? Or indeed a chamber? After **procuring** some candles in order to test for the foul gases that are common in these excavations, I widened the gap and looked in.

My eyes had to adjust and so I was unable to comment straight away, which of course added to the suspense and to Lord Carnarvon's anxiety. But as the flame flickered, so did my heart as there before me was revealed an incredible **medley** of extraordinary and beautiful objects.

Unable to bear it any longer, Lord Carnarvon called out to see if I could see anything. Replying that I could, I started to open the hole so that he too could see inside. We were **dumb-struck**; astonished as we looked on the most marvellous collection of treasures, amongst which were: effigies of a king, **gilded** couches, **ornamental** caskets, flowers, **alabaster** vases and a golden throne. We were unclear as to whether we had found a tomb or **merely** a cache. However, the two **sentinel** statues, stood respectfully either side of a sealed doorway, reignited our suspicions. The numerous cartouches with the name of Tutankhamun on them left little doubt that we were at the resting place of the Pharaoh.

Monday November 27<sup>th</sup>, 1922

As we searched through the chamber, carefully sifting through ancient artefacts, it became clear that there was no indication of a mummy or mummies. Considering they were the only reason for making such a cache, it became evident to us that beyond the door, between the sentinel statues, was the actual tomb of Tutankhamun. To think that he was most likely lying there, magnificently, was too much to **comprehend**. But comprehend it we had to and so we continued beyond the door.

It soon became **startlingly** clear to us that this place was Pharaoh's tomb. It was a sight that **surpassed** all dreams. We have found Tutankhamun!

Why did Howard Carter have to wait 19 days before being able to fully excavate the area?  
(P5/2d)

---

---

Why did the author use the description: 'as if wrapping a gift for one's birthday,' to describe covering up the excavation? Justify your answer with evidence from the text.

---

---

What is different about the sentence structure and grammar in the last line of the diary entry dated Sunday 5<sup>th</sup> November, compared to the rest of the text? And why do you think this is?

---

---

Find and copy 3 examples of words or groups of words that indicate the hard work needed to excavate an area.

---

---

---

What was it that Howard Carter discovered on Saturday 25<sup>th</sup> November that was unsettling? Justify your answer with evidence from the text.

---

---

---

Why did Howard Carter have to wait 19 days before being able to fully excavate the area?

---

---

**What did the author mean by the line: 'My mind could not process what was happening' in the**

**diary entry from Sunday 26<sup>th</sup> November?**

---

---

---

**Why did they use candles when they had electric torchlights?**

---

---

**What did the author mean by the description: 'as the flame flickered so did my heart'?**

---

---

**How was Lord Carnarvon feeling during the excavation?**

---

---

---

**Look at the diary entry dated Sunday November 26<sup>th</sup>, what evidence was there for Howard Carter that they had found a tomb? (C6/2b)**

---

---

**What does this mean: 'Without further hesitation, but with vigilant delicacy'.**

---

---

**There is a wide range of language used in this text. Find a phrase which particularly interests you and explain why you chose it.**

---

---